

Writing Assignment:


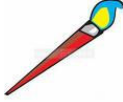

What is the setting of the novel? What is the historical period? Where is the action happening? For instance, is it in New England at the start of the American Revolution? Rural Saskatchewan during the Great Depression? Prince Edward Island at the turn of the twentieth century? What are the main political issues or struggles of the day? Write 5-6 sentences in a paragraph describing the setting of the novel. Don't talk about the characters in this paragraph; just discuss the setting is like. Remember to include a topic sentence! Edit your paragraph, and then write the good copy in your notebook.

If you don't see any struggles the characters face, just talk about what kind of lives the people in the book have. Are they farmers? Does the novel take place in an urban setting? How do most people make their living? Be as specific as possible!

I've done this!

Day 5: Project Day

Choose one of the following projects to complete today (the I did it! box is at the bottom of all of them). The projects are divided into three different categories:

	For more analytical minds, the “hammer” exercises will focus on maps, charts, logic, schedules, and analysis.
	For more creative types, the “paintbrush” exercises will focus on art, drawing, creativity, and imagination.
	For more literary types, the “pen” exercises will focus on essay writing and honing communication skills.



Option 1: Sketch a building

Sketch an architect's drawing of one of the main buildings/properties in the novel. For instance, you might sketch the layout of the house in *Little House in the Big Woods*, along with the stable and smokehouses in the yard. Or you can sketch Bilbo's house from *Fellowship of the Ring*.



Option 2: Sketch an outfit

In many novels, clothes play an important role. In *Little Town on the Prairie*, Ma makes Mary a beautiful dress before she leaves for college. In *Anne of Green Gables*, Anne is obsessed with a dress with puffed sleeves. In *Cue for Treason*, Kit has to dress as a boy to hide her identity. Pick a character that wears something interesting, and sketch, in colour, his or her outfit. Be as detailed as possible, and find references in the book that tell you exactly what they are wearing. If there are pictures in your book, try not to use them as a guide. Try to look for the description of the clothes and use your own imagination—after all, that’s what the illustrator did!



Option 3: Analyze the setting

Would you like to live where this novel’s action takes place? Would you enjoy the time period and location, or would it grate on you? Write a composition telling how you would feel living when and where this novel takes place. What would you do then that you don’t do now? Do you think you’d enjoy feeding chickens, for instance? Would you enjoy family nights around the fireplace, listening to someone play an instrument? Or would you find it boring? For grades 6-8, write a strong paragraph, of 6-8 sentences, with a topic sentence and concluding sentence. For high school, make this into a page and a half long essay.

Once you’re finished, ask yourself:

- Did I take a clear position on the question?
- Did I mention at least three specific details that I would like/not like?
- Did I use at least five adjectives?
- Do I vary the way I begin the sentences?



Option 4: Write a cast of characters list

Create a cast of characters for your novel. When plays are performed, a cast of characters is often written in the front cover, so that the audience can keep the characters straight. *Anne of Green Gables*, for instance, may look like this: